

# SEREN-BIDET

## iKAHE NULIGHT Model # F1M535




### Slim Design Featuring Silicon Valley Technology

This thin intelligent toilet seat combines technology and advanced design features to offer a classic looking toilet seat with exceptional capabilities.

Electric bidet seats are especially useful for the elderly, disabled, or those with limited mobility. They also offer improved toilet hygiene and reduce the use of toilet paper, making them a perfect choice for those looking to lessen their impact on the environment.



- Heated Seat
- LED Night Light
- Warm Air Dryer
- Remote Control
- Power Saving Mode



- Reduce Paper Use
- Antibacterial Seat/Nozzle
- Less Irritation/Allergy Friendly
- Hygienic



- Easy Install on Existing Toilet
- Compatible with Most Toilets
- No Plumbing Required
- 5 Safety Protection Features

**iKAHE**



# SEREN-BIDET

## iKAHE NULIGHT Model # F1M535



F1M125



F1M135



AUTO OFF



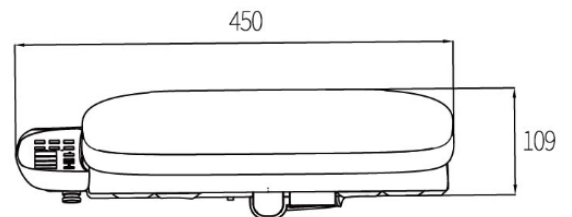
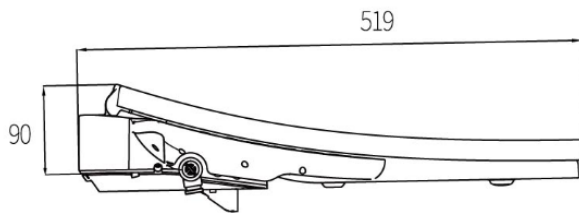
AUTO



Boosts



<b>Product name</b>	F1M	<b>Size</b>	L519*W450*H109mm
<b>Series name</b>	BUTTERFLY	<b>Rated Value</b>	AC 220V 50HZ 1200W
<b>Model</b>	F1M525/F1M535	<b>Toilet's Rough-in</b>	305/400mm
<b>Colour</b>	White	<b>Water Pressure Rang</b>	0.14MPa - 0.75MPa
		<b>Heating Mode</b>	Instant heating



**NOTE:** Must be installed with RCD electrical protection. The Bidet Seat must be installed in accordance with AS/NZS 3500.1, which will require the installation of a high hazard backflow prevention device (not supplied), if not already installed on site. Please consult with your registered Plumber or Hydraulic Consultant. Supplied with a low-medium hazard back flow protection device complying with AS/NZS 2845.1. Includes dual check valve in accordance with Watermark requirements, T connector, water inlet hose, seat-fixing kit, water filter and electronic bidet seat.